

AUGUSTA COUNTY INSTITUTE FOR CLASSICAL STUDIES

Activitates Pro Liberis

Volume III

*A Collection of Classical Studies Lessons and Activities
for the Elementary School*

Editor:

Matthew D. Webb

Queen Anne School

Upper Marlboro, Maryland

Materials by the Faculty of the Institute:

Ms. Adrienne Banks, Conversational Latin Instructor

Ms. Kristen Boose, Classical Latin Instructor

Mr. S. Douglas Bunch, Director

Ms. Sandra Dennis, Roman Culture Instructor

Ms. Meghan Robertson, Chief Activities Instructor

Mr. Brian Schmalzbach, Art & Mythology Instructor

Mr. Matthew D. Webb, Assistant Director

CONVERSATIONAL LATIN

FAMILY / BODY PARTS

Objectives

1. To learn the Latin names of the main people in a Roman family and to discuss the difference between them.
2. To learn the Latin names of the body parts presented.

Materials Needed

container
family and body parts handout
sticky nametags

Preparation

1. Write *mater*, *pater*, *filia (soror)*, *filius (frater)*, *avia*, and *avus* on nametags. Have the same amount for each, depending on the size of the class. E.g., - four of each name for a class of 24 students. Place the nametags in a container.
2. Make enough copies of the handout provided for you class.

Procedure

1. Spend the first five minutes reviewing greetings and commands and other Latin they have learned. Ask them what the weather is for that day.
2. Explain to the class that they will be learning the names of Roman family members and the names of some of their body parts.
3. Pass around the container with the nametags in it, and have students draw one nametag. (If boys or girls are adamant about keeping their own gender, let them pick nametags until they pick their own gender). Tell them to put on the nametags.
4. Describe the roles of the members of the Roman family: explain that the *mater* or mother takes care of the household (makes the clothes, cooks, and cleans). The *pater* or father, who wears a toga, is in control of the household. He makes all the decisions, and even has the power of life or death over his children. The *filia (soror)* is the daughter (sister). She would take the feminine form of the father's name. The *filius (frater)* or son (brother) wears a purple striped toga or *toga praetexta* to signify that he is still a boy, not a grown man. The *avia* or grandmother wears a *stola*, because she is a married woman who does not have to take care of the household as much as the mother does. The *avus* or grandfather is the oldest man in the family, and sometimes has more power than does the father.

6. Pass out Family and Body Parts handout and go over with the class the pronunciation of the words and have them repeat them after you. Have the students tell you English words that come from the Latin words on the handout.

7. Play *Magistra/Magister dicit* (version of Simon Says). Say, for instance, “*Magistra dicit tange tuos oculos* - Teacher says touch your eyes.” Explain that if the students move when you don’t say *magistra dicit*, then they are out. If they touch the wrong body part, then they are also out. Incorporate the family terms into the game as well, for example, “*Magistra dicit: pater, tange tuos oculos*. Teacher says: father, touch your eyes.” Then, the student who has the *pater* sticker would have to touch his eyes. Refer to the attached sheet that lists how to grammatically say each phrase for each body part and family member.

Magistra/Magister Dicit Phrase List

Magister/magistra dicit...

| | |
|----------------------|---------------------|
| ...pater/patres... | -father/fathers |
| ...mater/matres... | -mother/mothers |
| ...filius/filii... | -son/sons |
| ...filia/filiae... | -daughter/daughters |
| ...frater/fratres... | -brother/brothers |
| ...soror/sorores... | -sister/sisters |

Tange – Touch! (to one person) ...

Tangite – Touch! (to more than one person) ...

...tua brachia. - your arms

...tua crura. - your legs

...tuum caput. - your head

...tuos manus. - your hands

...tuos oculos. - your eyes

...tuum nasum. - your nose

...tuum os. - your mouth

...tuas aures. - your ears

Family and Body Parts




avus




avia



pater



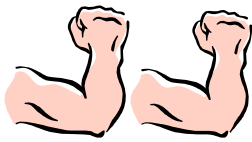
mater



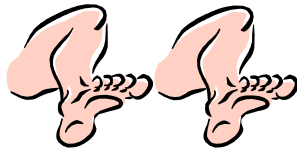
filius (frater)



filia (soror)



bracchia



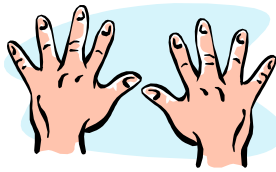
crura




caput



pedes



manus




oculi



nasus



os



aures